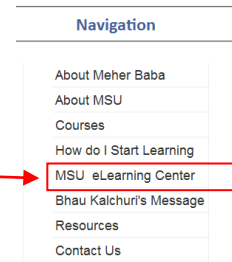


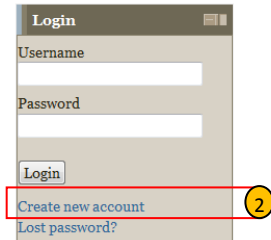
## How do I start Learning at Meher Spiritual University?

It is quite simple. The registration process is as follows:

1. You visit the eLearning Center



2. Click on Create New Account



3. Fill in your details as shown below and press Create my new account.

The password that you choose must be **at least** 8 characters, must have **at least** one upper case letter, **at least** one lower case letter and **at least** one digit like for example: **Secret25** (is 8 characters, has one upper case letter and at least 1 lower case letter. Your password can be longer than 8 characters if you wish but not less). Choose your own password!

**Choose your username and password**

Username\*

The password must have at least 8 characters, at least 1 digit(s), at least 1 lower case letter(s), at least 1 upper case letter(s)

Password\*   Unmask

**More details**

Email address\*

Email (again)\*

First name\*

Surname\*

City/town\*

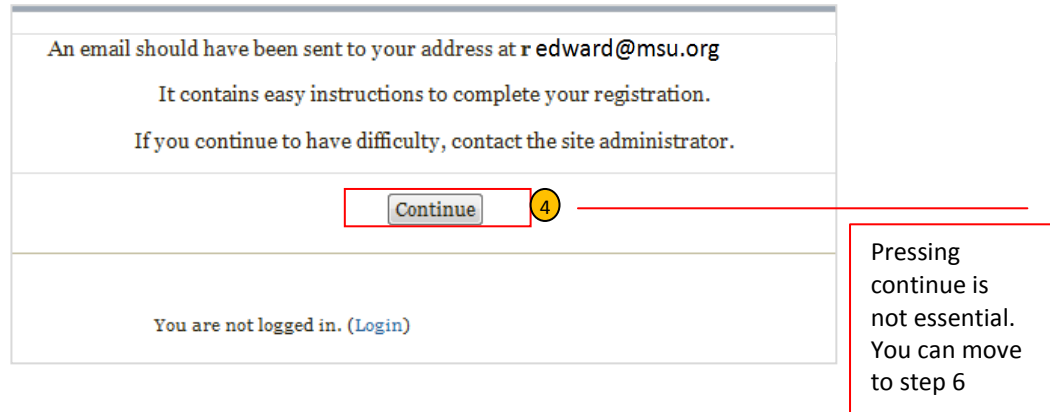
Country\*

**3**

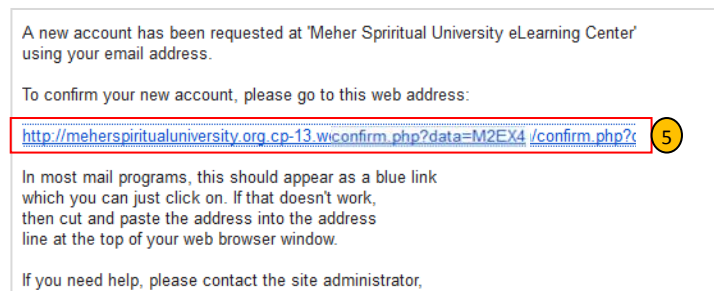
There are required fields in this form marked \*.

**Don't forget to write down your username and password** somewhere safe as you will need to use it to login and read courses at MSU whenever you like after registration (step 9).

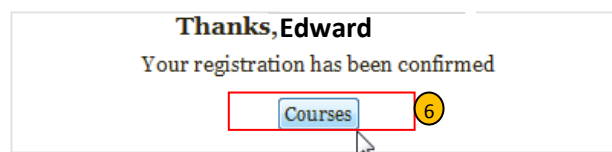
4. You will now see the following screen informing you of an email sent to you.



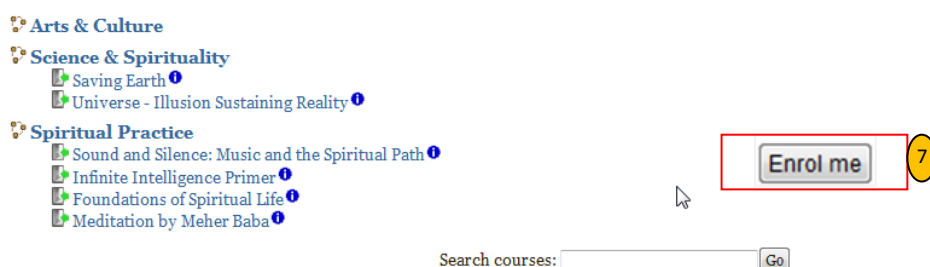
5. Please open your email and in your inbox you should see an email from MSU eLearning Center. Click on the link in the email to confirm and you are done



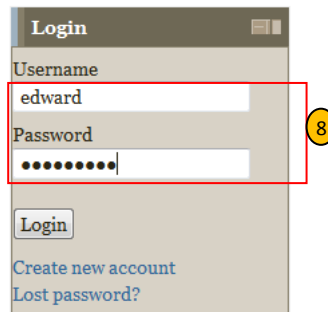
6. When you click on the link, you will see the following and you can press the courses button to start reading.



7. You can now enroll yourself to any courses that you wish and start reading at your own pace. Click on the blue i to see the course details or click on the course link and press Enroll Me. You can enroll like to any number of courses and read them.

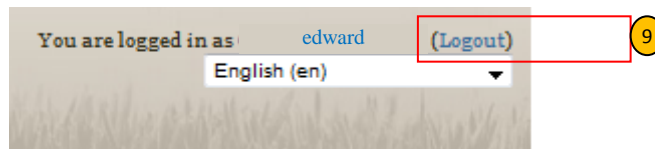


- When you visit the eLearning center the next time, use your username and password to login and start reading once again.



A screenshot of a web browser window titled "Login". The form contains two input fields: "Username" with the text "edward" and "Password" with masked characters "••••••••". Below the fields are three buttons: "Login", "Create new account", and "Lost password?". A red rectangular box highlights the "Username" and "Password" input fields. A yellow circle with the number "8" is positioned to the right of the "Password" field.

- Don't forget to **logout** when you leave! ( top right of the screen)



A screenshot of a user profile bar. It displays "You are logged in as" followed by the name "edward" in blue text. To the right of the name is a button labeled "(Logout)". Below the name is a dropdown menu showing "English (en)". A red rectangular box highlights the "(Logout)" button. A yellow circle with the number "9" is positioned to the right of the "Logout" button.

The user account creation is a onetime activity and once you have your username and password, you can revisit the MSU eLearning Center and start reading courses. The direct link to the eLearning center is as follows and you can bookmark this URL:

<http://elc.meherspiritualuniversity.org>

Feel free seek assistance for any login related issues by writing to:

[coordinator@meherspiritualuniversity.org](mailto:coordinator@meherspiritualuniversity.org)